

Report from IFS scalability project

Mats Hamrud

Research Department

February 2010

This paper has not been published and should be regarded as an Internal Report from ECMWF.  
Permission to quote from it should be obtained from the ECMWF.



Series: ECMWF Technical Memoranda

A full list of ECMWF Publications can be found on our web site under:

<http://www.ecmwf.int/publications/>

Contact: [library@ecmwf.int](mailto:library@ecmwf.int)

© Copyright 2010

**European Centre for Medium Range Weather Forecasts  
Shinfield Park, Reading, Berkshire RG2 9AX, England**

Literary and scientific copyrights belong to ECMWF and are reserved in all countries. This publication is not to be reprinted or translated in whole or in part without the written permission of the Director. Appropriate non-commercial use will normally be granted under the condition that reference is made to ECMWF.

The information within this publication is given in good faith and considered to be true, but ECMWF accepts no liability for error, omission and for loss or damage arising from its use.

## Abstract.

The scalability of the data assimilation system and forecast model at ECMWF is an area of growing concern. Current industry trends indicate that the core count on High Performance Computers will increase dramatically in the future and ECMWF must be ready to meet this challenge. Here we discuss the scaling properties of the main components of ECMWF's forecasting system and reach some tentative conclusions. The forecast model seem to scale reasonably well when trying to solve bigger problems on increasing number of cores. In contrast, the data assimilation system is only able to efficiently use a fairly small fraction of the High Performance Computer currently installed at ECMWF. It would seem that this is a fundamental feature of the algorithm used rather than a technical implementation issue. Any further improvement must come from a thorough review of the algorithms employed, adopting solutions that can be seen to scale to an order of magnitude more cores than currently employed.

## 1 Introduction

The issue of scalability of meteorological applications have been receiving increased attention within both the weather forecasting and climate community in recent years. The background is the rapidly increasing core counts on the computers procured within the community to run its models on and the predictions from the HPC community that this trend will continue in the future. Most existing forecast models and analysis systems were originally designed to run on shared memory vector computers and then adapted to use a limited number of distributed memory processors. The algorithms chosen and the implementation of these algorithms often put limits on the number of cores that can be usefully employed. At ECMWF this limit has already been reached for the data assimilation system whereas the forecast model is less severely affected.

With the upgrades to the High performance Computer (HPC) that has taken place over the last decade, the fraction of the installed system that can be usefully utilized for the operational data assimilation at ECMWF has steadily decreased. This has been in a period when both the number of cores in the systems and the speed of the individual cores have increased. If the predictions we have from HPC vendors are accurate there will be little or no increase in the speed of individual cores in the future, mainly due to the increased power consumption required by higher frequencies. What we will have instead is an increase in the number of cores on individual chips. This will put increased demands on the scalability of applications to efficiently utilize these massively parallel computers. It would seem from previous experience that the incremental 4D-Var data assimilation scheme, see Courtier et al. (1994), Rabier et al. (2000), currently implemented at ECMWF would struggle to make good use of a vastly increased core count.

This decrease in the fraction of the HPC that can efficiently be used for the incremental 4D-Var data algorithm has occurred although significant effort, se e.g. Isaksen and Barros (1994), Saarinen et al. (1996), Isaksen and Hamrud (1996), Hamrud(1998), Saarinen(1998), Mozdzyński (2006), has been spent through the years to improve the parallel implementation, especially with a view to load balancing issues. This effort has been partially offset by the increasing complexity of the 4-D var algorithm employed, driven by scientific developments aimed at improving the quality of the analysis and by a large increase in the number of observational data sources, mainly new satellite instruments.

The "IFS scalability project" was set up at ECMWF in August 2008. The aim of the project was to prepare and test proposals on how to adapt the IFS code to run more efficiently on massively parallel computers, with particular emphasis on the 4D-Var data assimilation at future operational resolutions. This project was initiated to study this issue now, as any outcome requiring drastic changes to the algorithms would take a significant time to implement and evaluate. Similar projects are up and running or being considered within other organizations involved in weather forecasting and climate research.

Initial work within this project has been focused on a better understanding of why incremental 4D-Var scales badly and on addressing some weak points in the technical implementation. In the following the outcome of this work is presented and some tentative conclusions are drawn regarding future directions of work.

## 2 Scaling properties of 4D-var data assimilation and deterministic forecast model

After addressing a number of technical issues affecting the scaling of 4D-Var (see appendix A), the scaling properties of the system scheduled for implementation with the increase in resolution to T1279 has been assessed. The assessment has been done on our current IBM Power6 system. Due to the difficulties of transferring the environment needed for running data assimilation jobs, it has not been possible to assess the generality of the findings by running on other architectures. For the forecast model, which is much more portable, we have done some comparisons of the strong scaling properties of a low-resolution model between the Power6 and a Cray XT4. These results indicate qualitatively similar scaling properties although the details will depend on significant properties of the systems like processor speed, interconnect bandwidth and interconnect topology.

The scaling experiments done with 4D-Var are *strong scaling* experiments, i.e. we are running the same experiment at the same resolution using different number of processors. It would also be interesting to know the *weak scaling* properties by running different size problems in the same wall clock time. This is difficult to do in practice as there is a priori no reason for a fixed ratio between the resolution used in the inner and outer loops, the convergence rate of the minimizations may change with resolution, you can vary the time-step used in the inner and outer loops and so on. In the case of the forecast model this is more straightforward for the range of resolutions we are considering, in principle you can just change the horizontal resolution and adapt the time-step. Thus for the forecast model we will present both strong and weak scaling properties.

The headline numbers for the scaling of 4D-Var can be seen in Figures 1 and 2. The figures show the behaviour of the 12 hour 4D-Var, not the early delivery 6 hour version. The early delivery version scales slightly worse.

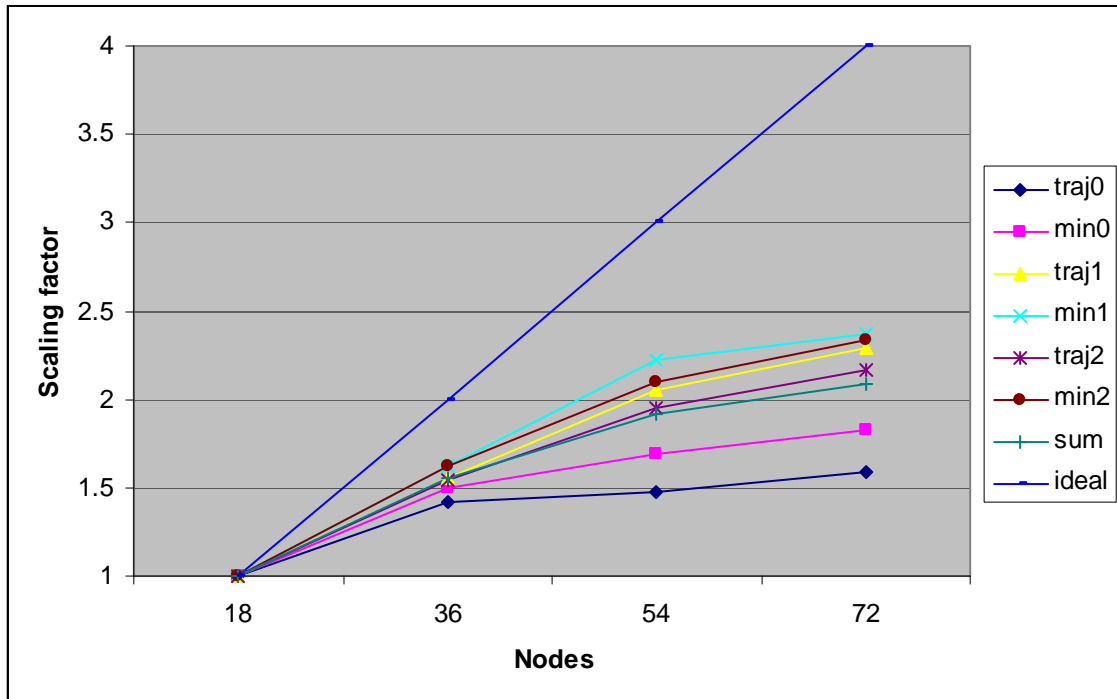


Figure 1. Scaling as a function of node count of the different components of 4D-Var. Ideal stands for perfect scaling and sum for the sum of all the jobs. The resolutions used for various components are T1279 (traj0, traj1, traj2), T159 (min0) and T255 (min1 and min2).

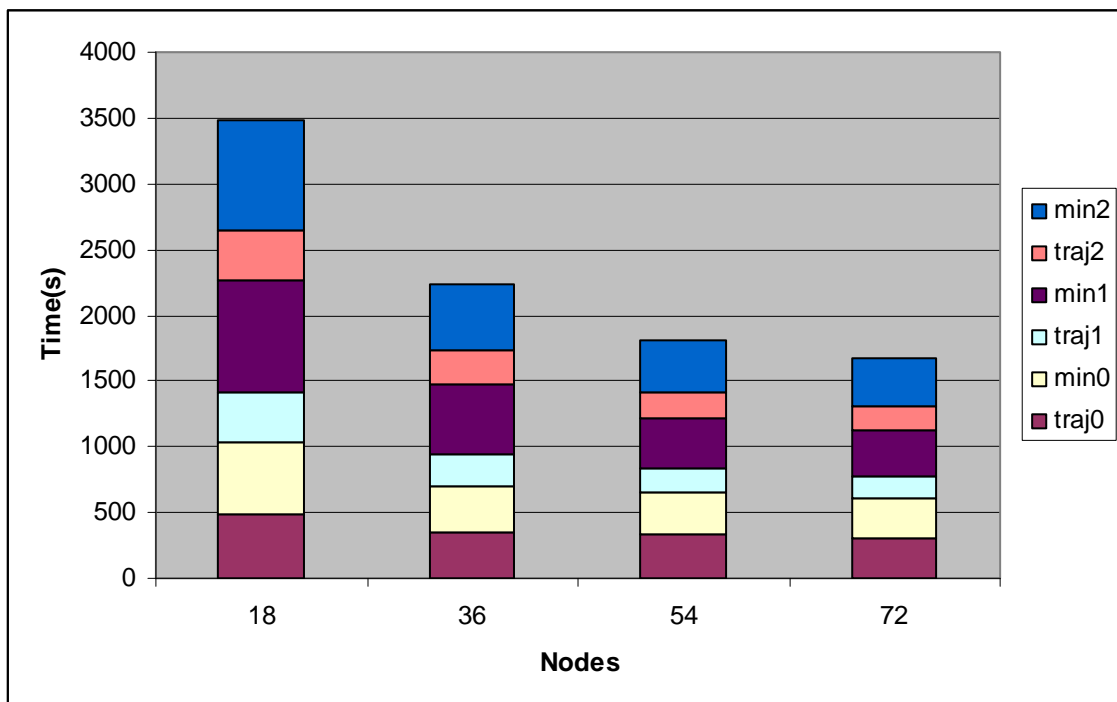


Figure 2. Run-times of 4D-Var for different node counts with 4D-Var broken down into its constituents.

The smallest job using 18 nodes is close to the limit imposed by memory restrictions. It is clear that by 54 nodes the useful limit for increasing the speed has been reached although the scaling has not yet turned negative. The element of the analysis that behaves worst is the first trajectory which includes the screening of the observations followed by the first T159 minimization. The best behaving elements are the two T255 minimizations. The T159 minimization differs from the T255 minimizations not only by the resolution but also by the use of a very simplified linearized physics, only including vertical diffusion.

Taking a closer look at one of the minimizations we compare two runs at 18 and 72 nodes. The ideal speedup would be a factor of four, what we achieve is instead a factor of around 2.3. The computational characteristics change fairly dramatically between the two runs (see Figure 3), the most obvious being the decrease in the proportion of time spent in OpenMP regions and the increase in the load imbalance. The proportion of time spent doing IO increases by a factor of four which indicates no scaling and the proportion spent in message passing almost doubles. If the proportion spent in the OpenMP regions is used as an indicator of the proportion of “useful computations” this measure decreases from 73% to 47%.

Another way of looking at the same problem is to view it from a more scientific point of view (see Figure 4). Here an attempt has been made to categorize the different detailed timers into parts of the computations a scientist working with 4D-Var would recognize like adjoint model, background term etc. This mapping is not always very straightforward especially in correctly attributing load imbalance which is the reason why we see fairly large chunks of time attributed to un-assignable load imbalance or simply not classified. With these caveats it is still clear that the proportion of time spent in the model part decreases with increasing node count and some others increase, notably the background term. This means that the model part of the computations scales better than the background term evaluation. It is also worth noting that the observation calculation is always a small part of the cost and that this part decreases slightly with increasing node count. The conclusion from this is that the overall scaling properties would improve with more observations.

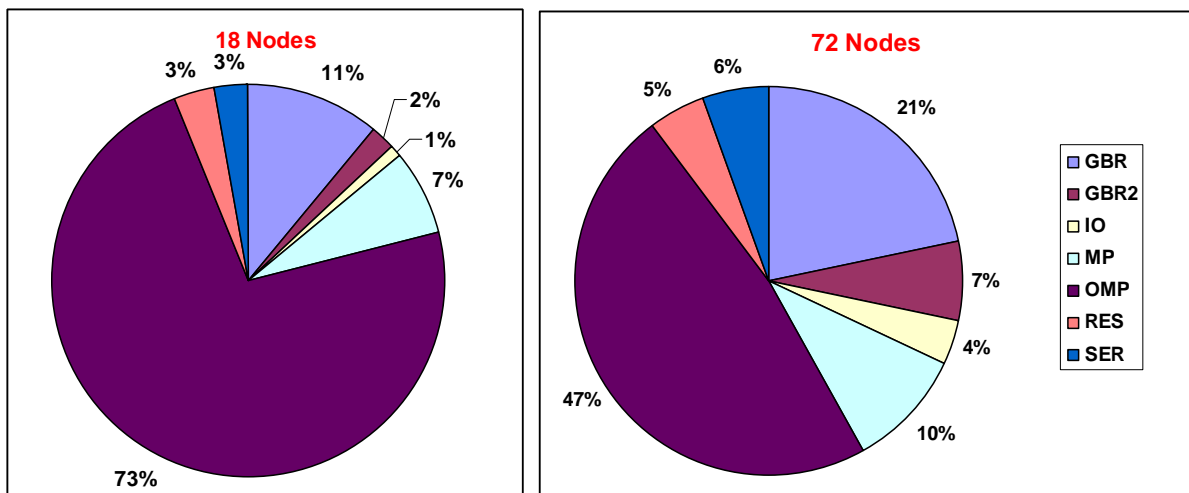


Figure 3. Change in computational characteristics between an 18 and 72 node executions of the second minimization step. Here GBR denotes computational load imbalance, GBR2 load imbalance in the communications, IO Input/Output operations, MP message passing, OMP OpenMP regions, RES unclassified and SER serial computations.

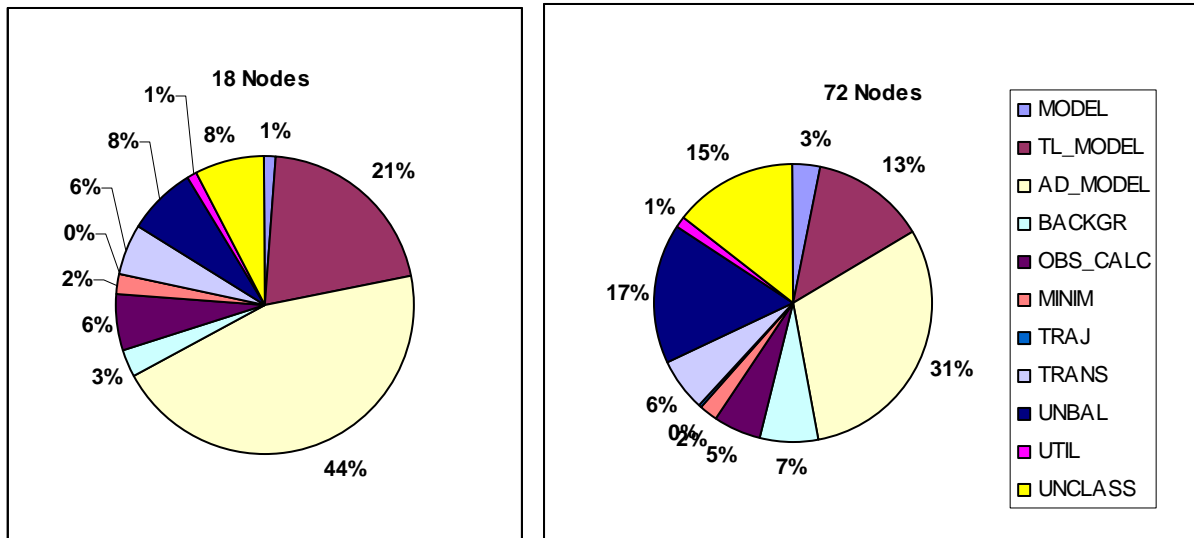


Figure 4. Change in distribution of time spent from a scientific point of view going from 18 to 72 nodes in the second minimization. Here MODEL stands for the non-linear model, TL\_MODEL for the tangent-linear model, AD\_MODEL for the adjoint model, BACKGR for the background terms, OBS\_CALC for the observation related computations, MINIM for the minimization calculations, TRAJ for handling the linearization state, TRANS for the spectral transforms, UNBAL for load imbalance that can not be directly attributed to any other term, UTIL for general utility routines and UNCLASS for unclassified time.

The basis for the detailed analysis of the minimization is the GSTATS package, developed specifically for timing the IFS. The package consists of simple wrappers for calling the basic timing routines (wall-clock, CPU time etc.) available on all systems. The use of a wrapper enables us to produce basic statistics like the standard deviation of the time taken in specific code segments. The intention is to have all OpenMP, message passing and significant serial parts of the timed by these calls to GSTATS. The fact that these have to be manually added implies quite a significant initial investment and a continuous maintenance task to make sure code additions are covered. Another part of the package is (optional) barrier synchronizations before and after message passing regions in order to be able to measure load imbalance in different parts of the code. There are to our knowledge no generally available tools that could be used for this type of study. A significant amount of time was spent in the early stages of the project to ensure that the GSTATS timers adequately covered all aspects of the 4D-Var algorithm. We currently have well over a thousand individual regions within the IFS timed by the GSTATS package.

An example output from a post-processed GSTATS output comparing the second minimization on 18 and 72 nodes can be found in appendix B. These kinds of outputs form the basis for all the detailed assessments of the scaling properties. The last column (lost) in the output indicates how many seconds were “lost” in a code segment compared to what we would expect from perfect scaling. The technical scaling issues we have addressed (see appendix A) were selected for further study on the basis of these numbers. It can be seen that now there are no individual timers where the loss is more than 7 percent of the total time lost. Thus progressing along this road we would see sharply diminishing returns even if we knew how to improve the scalability of these regions.

The high resolution trajectory runs scale in similar fashion to the minimizations (see Figure 1) but a closer analysis (see Figure 5 and Figure 6) shows a rather different picture. At low node count the run time is dominated by the cost of the atmospheric model whereas at higher node count other aspects like the writing out of the trajectory and the post-processing start taking a significant portion. For the first and the last trajectory we have again additional parts of the code becoming active with the screening of observations and the match-up for the creation of the observation feedback data (not shown).

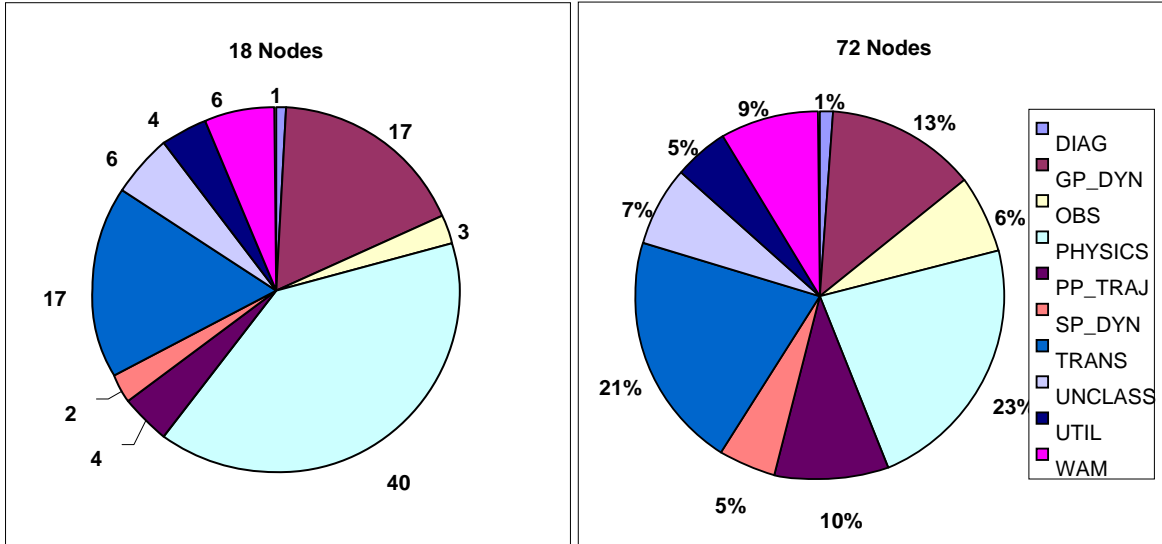


Figure 5. Change in distribution of time from a scientific point of view going from 18 to 72 nodes for the second trajectory. Here DIAG stands for diagnostics, GP\_DYN grid-point dynamics, OBS observation related tasks, PHYSICS the model parameterization, PP\_TRAJ post-processing and trajectory handling, SP\_DYN the spectral part of the dynamics, TRANS spectral transforms, UNCLASS un-classified, UTIL general utility routines and WAM for the wave model.

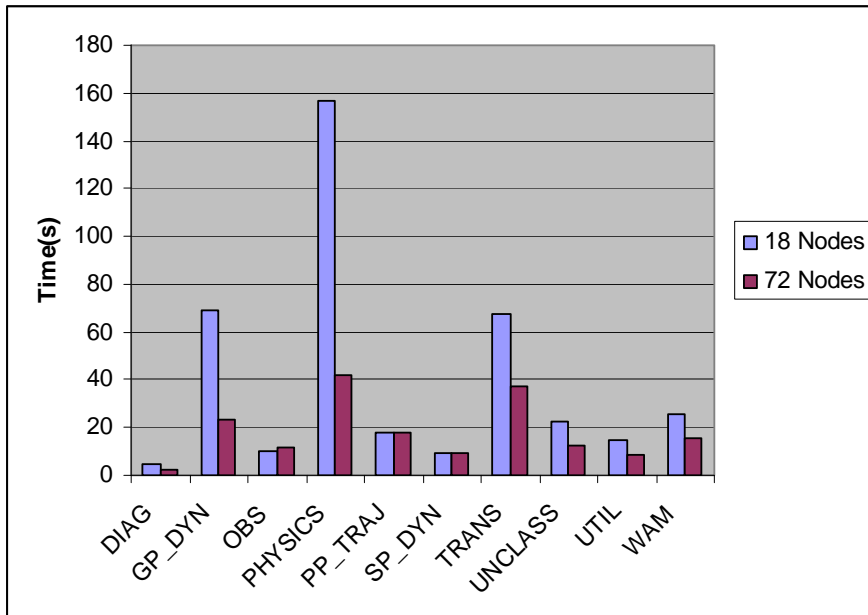


Figure 6. Change in wall clock time going from 18 to 72 nodes for the second trajectory from a scientific point of view. Here DIAG stands for diagnostics, GP\_DYN grid-point dynamics, OBS observation related tasks, PHYSICS the model parameterization, PP\_TRAJ post-processing and trajectory handling, SP\_DYN the spectral part of the dynamics, TRANS spectral transforms, UNCLASS un-classified, UTIL general utility routines and WAM for the wave model.



The forecast model at the operational resolution scales significantly better than 4D-Var (see Figure 7). It continues scaling positively up to a whole cluster, with the efficiency decreasing only by a factor of two from 10% at 32 nodes to 5% at 256 nodes. For a run time that complies with the operational schedule it is enough to run the 10-day forecast on the order of 30-40 nodes. The efficiencies achieved for the forecast model can be compared with 4D-Var which achieves an efficiency of 3.2% on 48 nodes for the 12 hour window case.

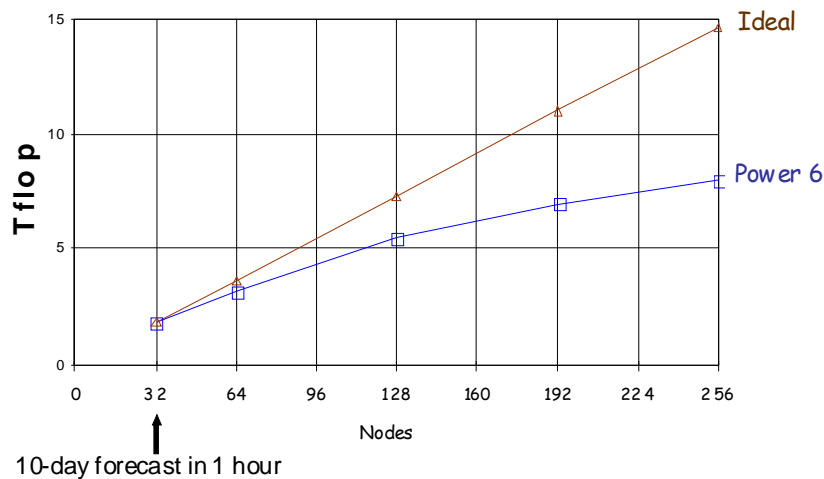


Figure 7. Scaling of the T1279 forecast model on the Power6. [Figure provided by Deborah Salmond]

Another way of considering the scaling of the forecast model is to look at its weak scaling capabilities. In Table 1 we see the run times and percentage of peak achieved when running a 10 day forecast at different resolutions, always aiming at a run time of around one hour. The number of nodes needed for each run was estimated from the T1279 base taking into account only the changing number of grid-points and the time-step. As we can see the efficiency, as measured by the percentage of peak obtained, stays more or less constant at around 10 percent. This means that for the deterministic forecast model the weak scaling, which is the one we are primarily interested in, is not currently an area of concern. The slightly longer runtime for the T2047 may be attributed to the quadratic cost of the Legendre transform although there are also other parts of the code where the operation count is not linearly dependent on the number of grid-points of the model.

| Resolution | Nodes | Cores | Time (s) | % of peak |
|------------|-------|-------|----------|-----------|
| T511       | 3     | 96    | 3343     | 9.6       |
| T799       | 10    | 320   | 3323     | 9.6       |
| T1279      | 32    | 1024  | 3370     | 10.1      |
| T2047      | 110   | 3520  | 3765     | 9.9       |

Table 1. Executions of a 10-day forecast on the Power6 at varying resolution

The scaling properties of the forecast model do however resemble closely those of 4D-Var if we consider running a forecast in the same way we require 4D-Var to perform. This requirement is more akin to running a relatively low resolution (T255) forecast so that the time taken to perform a model time-step has to be 25-50 times shorter than what is required when running the high resolution forecast. This would be the same as running a 30 day forecast in 5 minutes. Figure 8 below illustrates this; it is the same as Figure 1 above but with an added curve showing the scaling properties of a 30-day T255 forecast with the same node count as those in the 4D-Var scaling study.

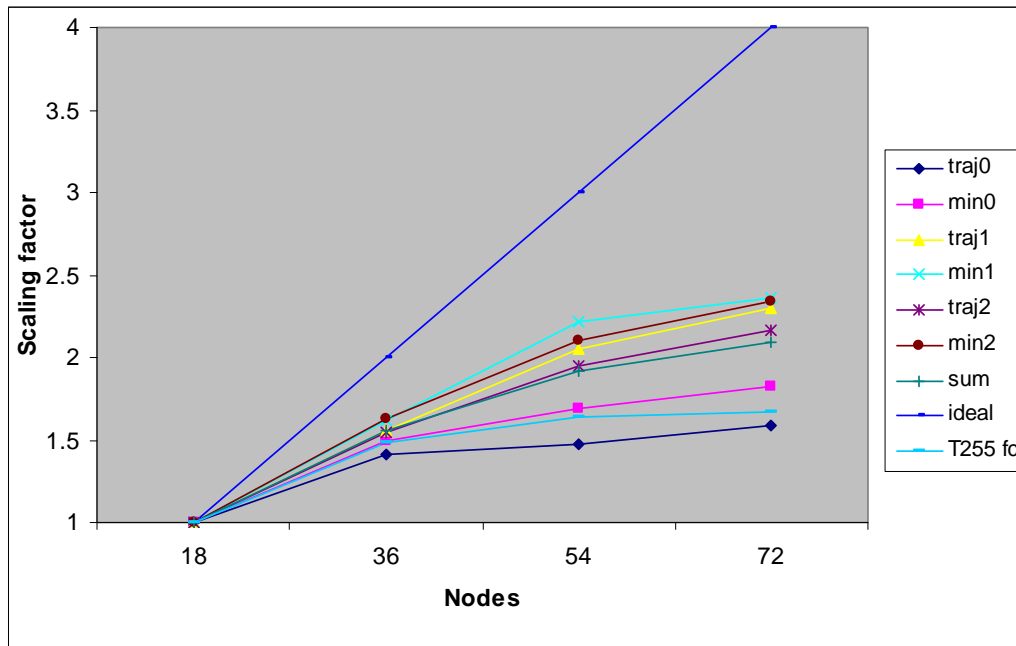


Figure 8. Scaling as a function of node count of the different components of 4D-Var and a T255 forecast model. Ideal stands for perfect scaling and sum for the sum of all the 4D-Var jobs.

As the forecast model is much more portable than the 4D-Var system we have been able to compare the scaling properties of a low resolution forecast between the Power6 at ECMWF and a Cray XT4 (see Figure 9 below). The overall impression is one of very similar behaviour (the kink in the IBM curve is explained by a disturbed run). The actual run -times on the IBM are lower (see Figure 10) and this does not take account of the use of SMT on the IBM, the corresponding runs on the IBM are performed with half the number of physical cores compared to the Cray runs.

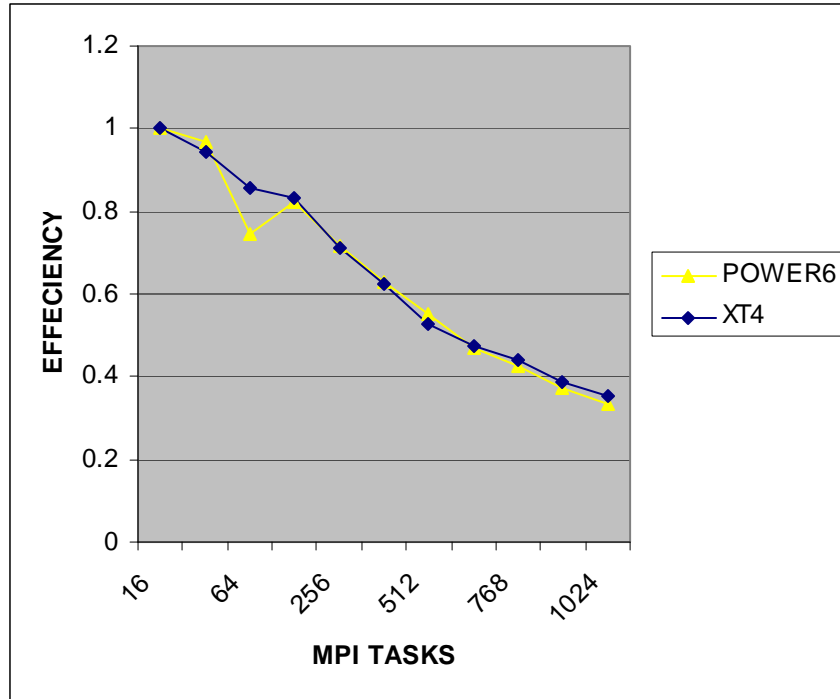


Figure 9. Efficiency of running a 10-day T255 forecast using varying number of MPI tasks. All runs use 4 OpenMP threads.

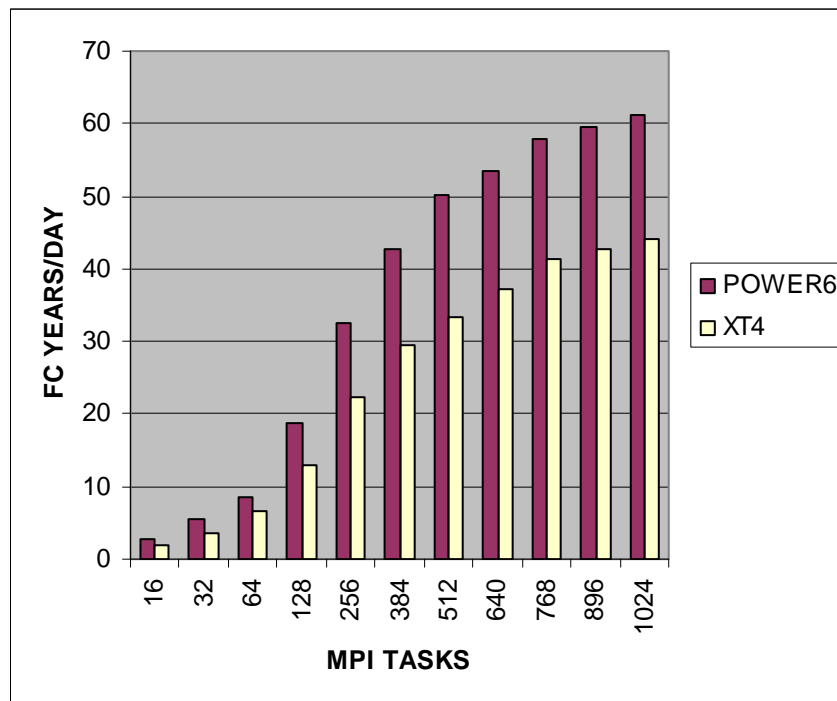


Figure 10. Number of forecast years per day achieved using different number of MPI tasks. All runs use 4 OpenMP threads.

### 3 Current understanding of problem

The main problem with the scaling of incremental 4D-Var comes from the fact that what we have is basically a sequential algorithm. The iterations have to be done in a sequential manner. Within the minimization step the use of the Conjugate Gradient Method implies a sequential process. The time integrations of the tangent linear and adjoint models are also sequential. Thus, the parallelisation is only at the lowest level, for the model part based on a space decomposition and for the observations an equal distribution for all observation types. This leads to a fine granularity of work with frequent implicit synchronizations arising from the message passing (each time step implies at least 6 transpositions + the Semi-Lagrangian communications). For example in the first minimization we call the tangent linear physics 1700 times spending on the average 1.5 milliseconds in each call. The individual packages of data exchanged in the message passing also decrease in size when using more processors, increasing the relative importance of the message passing latency and exposing ourselves to any “jitter” present in the message passing fabric or operating system.

When we run 4D-Var on 72 nodes (2304 cores) we only have 64 vertical columns in grid-point space per MPI task in the first minimization (T159). For each MPI task we use 8 threads so this implies only 8 columns per thread. This very small number of columns means that we will not get any help from dynamical load balancing between columns in different meteorological situations, we will for each time step asymptote towards the most expensive area on the globe. Also the efficiency of the computations decreases with decreasing number of vertical columns per thread (see Figure 11). The main reason for this is that shorter loops leave less scope for the compiler to optimize, e.g. by un-rolling, as seen by the difference between the “opt” and the “nonopt” curve in Figure 11. Another reason is the fixed overhead of traversing the calling tree and loop start-ups. This problem of decreased work package size is most easily illustrated in the case of the model grid-point calculations but it extends to all other areas of the 4D-Var algorithm like the observation calculations and the background term. In some parts of the problem we are running out of degrees of freedom to keep all processors busy.

In theory the forecast model should suffer from the same fundamental problem as 4D-Var. It is also a sequential problem in the time dimension. When we increase the resolution we normally also decrease the time step proportionally. This means the cost of the problem is proportional to the resolution to the power of four (the three spatial dimensions plus time). The implication is that if processor speed does not increase and we want to solve a bigger problem using the increased number of processors of a future computer, the number of grid columns per processor would have to decrease like the square of the resolution change.

In practice the difference between the scaling properties of 4D-Var and the forecast model is where we are on the curve. At T1279 running on 32 nodes, which is fast enough for the operational schedule, we still have over 1000 grid columns per processor.

In addition to the fundamental scaling problem for 4D-Var stated above there are other, more technical problems. The incremental 4D-Var algorithm is currently implemented as a sequence of jobs, each with one or more executions of the IFS. This causes overheads in repeated startup costs that normally do not scale well and additional IO to communicate between job steps. The advantage of this approach is the creation of simple restart points where individual jobs can be re-run in case of a failure.

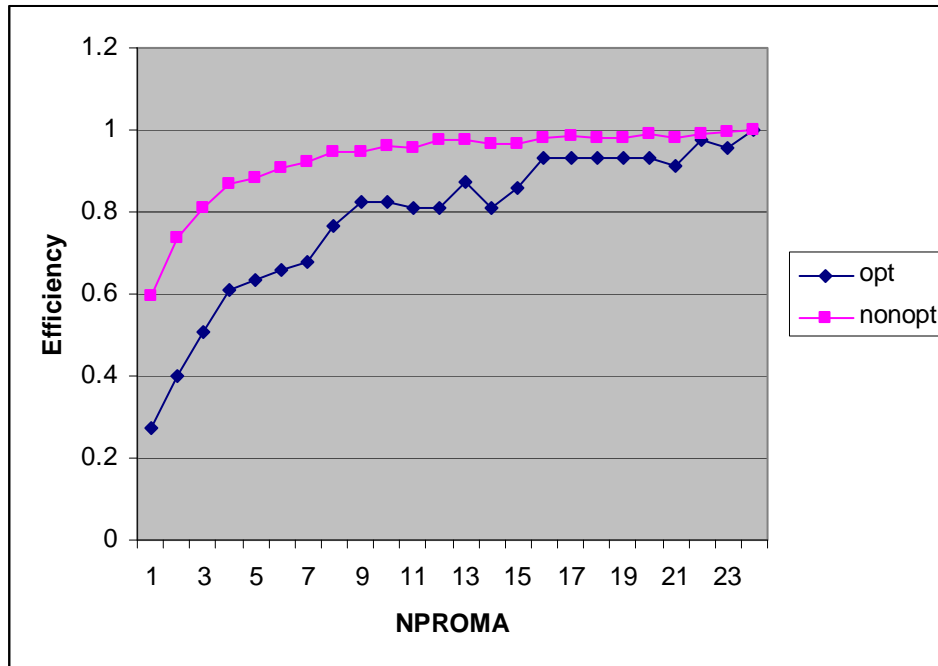


Figure 11. Efficiency of grid-point computations as a function of the number of vertical columns in each work packet. The efficiency is defined as the time taken using a packet size of 24 divided by the time taken using the NPROMA packet size. Larger package sizes than 24 give no significant further benefit on the Power6. The label “opt” stands for the code compiled at our normal optimization level, “nonopt” stands for the code compiled without any optimization enabled.

## 4 Discussion and conclusions

There is limited scope for further useful work on improving scaling properties in the low-level implementation of incremental 4D-Var. The overall scaling improvements achieved by addressing individual problem areas is decreasing and the effort involved is increasing as the problems that could be solved quickly have already been addressed. Some recent attempts, following ideas that superficially seemed likely to lead to an improvement, have lead nowhere although considerable thought and effort was spent.

Substantial improvements can only be made by reviewing the algorithms used within incremental 4D-Var or by considering alternative Data Assimilation methods. Weak constraint 4D-Var with time-varying forecast error in conjunction with Long window 4D-Var possibly offers further scope for parallelism and improved scaling properties. This has to be balanced against the large increase in the size of the control vector and general increase of the problem size. Much depends on the scientific progress in providing a good preconditioner for the problem ensuring fast convergence of the minimizations.

The Ensemble Kalman Filter Technique seems to offer a scalable approach to the Data Assimilation problem but there are still many open questions as to whether this approach can provide an analysis of comparable quality to the one provided by 4D-Var. From the technical point of view there is also the question of the total cost of the system. The scaling properties may be good but the total cost, dependent on the size of the ensemble required, may be prohibitive, especially for further research work. Currently, because of the poor scaling properties of 4D-Var, the research workload runs much more efficiently than when it is run under the constraint of the operational schedule.

In conclusion, any further work in this area must be done in even closer collaboration with the scientists involved, concentrating on changes in algorithms that can improve scalability.

## **Acknowledgments**

This work has been done in collaboration with George Mozdzynski, Deborah Salmond, Tomas Wilhelmsson, Peter Towers and Anne Fouilloux. It has also benefited from useful discussions with, among others, Lars Isaksen, Mike Fisher, Yannick Tremolet and John Hague from IBM.

## Appendix A –Problems addressed in the scaling of 4D-Var

A number of technical scaling problems in running IFS in the 4D-Var configuration has been identified and addressed in the course of this project. Some of the solutions have already been incorporated in IFS releases, some are pending incorporation and some are still work in progress. What follows is a brief description of these items.

- Computation of grid-point norms using a more efficient and scalable approach
- Optimization of conserving interpolation scheme
- Optimisation of routines gatherspec (used for gathering a spectral field to one processor) and updtim (initialization of data structures used in the parameterization)
- Better load balance in the observation processing
- Distribution of the encoding and decoding of GRIB data messages with the aid of “helper” processors when reading and writing using one MPI-task only
- Re-distribution by the ODB of observations used in the rain assimilation
- Parallelisation of the distribution of pre-conditioning vectors
- Parallelisation and simplification of dot-products for control vectors
- Revised parallelisation of the semi-implicit dynamics in conjunction with the use of implicit Coriolis
- Improvements in distributing wavelet Jb correlation matrices (using OpenMP)
- Improvement in Semi-Lagrangian communication in 4D-var using the fact that the columns that need to be communicated are the same for each iteration of the minimization.

## Appendix B – Example output

Output file 1 - f8fi/uptraj\_2/ifsmin.1  
 Output file 2 - f8hi/uptraj\_2/ifsmin.1  
 Hoped for speedup factor - 4  
 Date and time of job1  
 Summed time of job 1 845.3027777777778 s out of 874.5277777777777 s  
 141.162025316456 (144) outputs  
 Date and time of job2  
 Summed time of job 2 357.9961805555555 s out of 375.187500000003 s  
 561.86329113924 (576) outputs  
 Achieved speedup factor 2.36120613484199

| Id   | Descriptor          | Calls | Time1(s)           | Time2(s) | Speedup | Lost time(s) |        |       |
|------|---------------------|-------|--------------------|----------|---------|--------------|--------|-------|
| 0    | ALL CNT0            | -     | COMPLETE EXECUTION | 1        | 874.5   | 375.2        | 2.33   | 156.6 |
| 1001 | OMP PHYSICS         |       |                    | 25       | 1.3     | 0.4          | 3.66   | 0.0   |
| 1004 | OMP CALL_SL         | 1     |                    | 25       | 0.2     | 0.1          | 2.00   | 0.1   |
| 1005 | OMP CALL_SL         | 2     |                    | 25       | 0.2     | 0.1          | 2.00   | 0.1   |
| 1006 | OMP GP_MODEL_TL     | 1     |                    | 720      | 9.1     | 2.7          | 3.37   | 0.4   |
| 1007 | OMP GP_MODEL_TL     | 2     |                    | 720      | 144.1   | 37.4         | 3.86   | 1.3   |
| 1008 | OMP GP_MODEL_TL     | 3     |                    | 720      | 0.4     | 0.1          | 3.82   | 0.0   |
| 1009 | OMP CALL_SL_TL      | 1     |                    | 720      | 9.8     | 3.1          | 3.15   | 0.7   |
| 1010 | OMP CALL_SL_TL      | 2     |                    | 720      | 7.7     | 2.1          | 3.59   | 0.2   |
| 1011 | OMP GP_MODEL_AD     | 1     |                    | 720      | 1.6     | 0.5          | 3.14   | 0.1   |
| 1012 | OMP GP_MODEL_AD     | 2     |                    | 720      | 0.4     | 0.1          | 3.92   | 0.0   |
| 1013 | OMP GP_MODEL_AD     | 3     |                    | 720      | 325.5   | 87.3         | 3.73   | 5.9   |
| 1016 | OMP GP_MODEL_AD     | 6     |                    | 720      | 9.7     | 2.9          | 3.34   | 0.5   |
| 1017 | OMP CALL_SL_AD      | 1     |                    | 720      | 5.0     | 1.5          | 3.29   | 0.3   |
| 1018 | OMP CALL_SL_AD      | 2     |                    | 720      | 25.1    | 8.5          | 2.95   | 2.2   |
| 1019 | OMP MKGLOBSTAB      | 2     |                    | 2        | 0.1     | 0.1          | 1.00   | 0.1   |
| 1020 | OMP SLINT LAID*IOBS |       |                    | 800      | 0.4     | 0.3          | 1.69   | 0.1   |
| 1022 | OMP SPCM            | 1     |                    | 744      | 0.1     | 0.0          | 5.10   | -0.0  |
| 1024 | OMP SPCM            | 3     |                    | 744      | 0.1     | 0.0          | 5.49   | -0.0  |
| 1025 | OMP CPG             | 1     |                    | 25       | 0.3     | 0.1          | 2.78   | 0.0   |
| 1028 | OMP SPCIMPFSSOLVE   |       |                    | 744      | 0.2     | 0.1          | 1.81   | 0.1   |
| 1029 | OMP SPCMAD          | 1     |                    | 720      | 0.1     | 0.0          | 288.00 | -0.0  |
| 1031 | OMP SPCMAD          | 3     |                    | 720      | 0.1     | 0.0          | 5.19   | -0.0  |
| 1035 | OMP SPCHORAD        |       |                    | 720      | 0.7     | 0.3          | 2.30   | 0.1   |
| 1037 | OMP SPCHOR          |       |                    | 744      | 0.2     | 0.1          | 2.00   | 0.1   |
| 1039 | OMP SPCIMPFSSOLVEAD |       |                    | 720      | 0.2     | 0.1          | 1.68   | 0.1   |
| 1041 | OMP SCAN2MTL        | 1     |                    | 750      | 0.5     | 0.2          | 2.69   | 0.1   |
| 1042 | OMP SCAN2MAD        | 1     |                    | 750      | 0.7     | 0.5          | 1.38   | 0.3   |
| 1043 | OMP SCAN2MAD        | 2     |                    | 750      | 0.7     | 0.3          | 2.32   | 0.1   |
| 1044 | OMP SCAN2MAD        | 3     |                    | 2220     | 0.5     | 0.2          | 2.99   | 0.0   |
| 1047 | OMP SCAN2MAD        | 5     |                    | 750      | 0.1     | 0.0          | 576.00 | -0.0  |
| 1051 | OMP TRAJ_MAIN_MOD   | 2     |                    | 1772     | 1.1     | 0.3          | 3.64   | 0.0   |
| 1061 | OMP TASKOBTL        | 1     |                    | 30       | 18.3    | 5.2          | 3.51   | 0.6   |
| 1062 | OMP TASKOBAD        | 1     |                    | 30       | 24.8    | 7.2          | 3.47   | 1.0   |
| 1070 | OMP MPOBSEQ         | 1     |                    | 800      | 0.3     | 0.3          | 0.86   | 0.2   |
| 1071 | OMP MPOBSEQ         | 2     |                    | 31       | 0.1     | 0.0          | 23.41  | -0.0  |
| 1073 | OMP MPOBSEQ         | 4     |                    | 800      | 0.0     | 0.0          | 30.00  | -0.0  |
| 1075 | OMP MPOBSEQAD       | 1     |                    | 30       | 0.2     | 0.1          | 2.03   | 0.0   |
| 1076 | OMP MPOBSEQAD       | 2     |                    | 750      | 0.1     | 0.1          | 2.26   | 0.0   |
| 1077 | OMP MPOBSEQAD       | 3     |                    | 750      | 0.2     | 0.2          | 0.90   | 0.2   |
| 1085 | OMP LAIDLIOBSAD     |       |                    | 750      | 0.5     | 0.2          | 3.10   | 0.0   |
| 1090 | OMP BALVERT         |       |                    | 30       | 0.3     | 0.1          | 3.34   | 0.0   |
| 1092 | OMP BALVERTAD       |       |                    | 30       | 0.4     | 0.1          | 4.05   | -0.0  |
| 1094 | OMP DIGFIL          |       |                    | 750      | 0.2     | 0.1          | 1.67   | 0.1   |
| 1109 | OMP TRSTOM          | 1     |                    | 3048     | 0.3     | 0.1          | 2.99   | 0.0   |
| 1110 | OMP TRSTOM          | 2     |                    | 3048     | 1.8     | 0.8          | 2.35   | 0.3   |
| 1111 | OMP TRSTOM          | 3     |                    | 3048     | 0.6     | 0.2          | 3.03   | 0.0   |
| 1112 | OMP TRMTOS          | 1     |                    | 3048     | 0.1     | 0.1          | 1.01   | 0.1   |
| 1113 | OMP TRMTOS          | 2     |                    | 3048     | 1.3     | 0.6          | 2.21   | 0.3   |
| 1114 | OMP TRMTOS          | 3     |                    | 3048     | 0.8     | 0.3          | 2.67   | 0.1   |
| 1115 | OMP SLCOMM          | 1     |                    | 26       | 0.1     | 0.0          | 6.27   | -0.0  |



|      |     |                                |   |       |      |      |        |      |
|------|-----|--------------------------------|---|-------|------|------|--------|------|
| 1116 | OMP | SLCOMM                         | 2 | 26    | 0.1  | 0.1  | 1.00   | 0.1  |
| 1118 | OMP | SLCOMM2a                       | 1 | 2185  | 1.6  | 0.8  | 1.97   | 0.4  |
| 1120 | OMP | SLCOMM1                        | 2 | 73    | 0.1  | 0.0  | 4.61   | -0.0 |
| 1121 | OMP | SLCOMM2a                       | 2 | 2185  | 2.8  | 1.3  | 2.16   | 0.6  |
| 1131 | OMP | SLEXPOL2                       |   | 897   | 0.0  | 0.0  | 1.52   | 0.0  |
| 1132 | OMP | SLEXPOLAD                      |   | 1470  | 0.0  | 0.0  | 0.50   | 0.0  |
| 1202 | OMP | RADDRV                         | 2 | 13    | 0.1  | 0.0  | 28.00  | -0.0 |
| 1209 | OMP | RADINTG-INPUT LOOP             |   | 65    | 0.1  | 0.1  | 1.08   | 0.1  |
| 1210 | OMP | RADINTG-RADLSW                 |   | 13    | 1.8  | 0.8  | 2.38   | 0.3  |
| 1220 | OMP | SL2_PACK                       |   | 1544  | 1.2  | 0.7  | 1.80   | 0.4  |
| 1221 | OMP | SL2_UNPACK                     |   | 1544  | 0.7  | 0.3  | 2.19   | 0.1  |
| 1222 | OMP | GP_MODEL_AD INIT               |   | 720   | 2.4  | 1.4  | 1.70   | 0.8  |
| 1224 | OMP | COPYGOM5T0                     |   | 30    | 0.2  | 0.1  | 2.07   | 0.0  |
| 1227 | OMP | GP_MODEL_TL INIT               |   | 720   | 0.4  | 0.1  | 3.60   | 0.0  |
| 1230 | OMP | PRECOND                        |   | 61    | 1.1  | 0.4  | 2.68   | 0.1  |
| 1231 | OMP | CONGRAD OMP                    |   | 29    | 0.3  | 0.1  | 3.05   | 0.0  |
| 1233 | OMP | CONGRAD OMP 1                  |   | 632   | 0.7  | 0.2  | 3.42   | 0.0  |
| 1234 | OMP | DOT_PRODUCT_CTLVEC OMP 2       |   | 89    | 2.2  | 0.6  | 3.71   | 0.0  |
| 1235 | OMP | PREPPCM                        |   | 975   | 2.2  | 0.4  | 5.27   | -0.1 |
| 1427 | OMP | GPNORM1                        |   | 805   | 0.1  | 0.1  | 1.00   | 0.1  |
| 1441 | OMP | JBVCOR_WAVELETIN               |   | 1020  | 1.1  | 0.4  | 2.78   | 0.1  |
| 1442 | OMP | JBVCOR_WAVELETINAD             |   | 1530  | 1.2  | 0.4  | 2.86   | 0.1  |
| 1443 | OMP | WAVXFORM                       |   | 1020  | 0.3  | 0.1  | 2.75   | 0.0  |
| 1448 | OMP | CVAR2INAD                      |   | 210   | 0.1  | 0.0  | 576.00 | -0.0 |
| 1450 | OMP | TRANSDIR_WAVELET               |   | 1080  | 0.2  | 0.1  | 2.00   | 0.1  |
| 1451 | OMP | TRANSDIR_WAVELETAD             |   | 1080  | 0.1  | 0.1  | 1.53   | 0.1  |
| 1602 | OMP | TRGTOL_PACK                    |   | 2489  | 1.0  | 0.3  | 3.04   | 0.1  |
| 1603 | OMP | TRGTOL_UNPACK                  |   | 2489  | 1.0  | 0.3  | 3.01   | 0.1  |
| 1604 | OMP | TRLTOG 1                       |   | 2398  | 0.1  | 0.1  | 1.92   | 0.0  |
| 1605 | OMP | TRLTOG_PACK                    |   | 2431  | 0.9  | 0.3  | 3.11   | 0.1  |
| 1606 | OMP | TRLTOG_UNPACK                  |   | 2431  | 1.3  | 0.5  | 2.88   | 0.1  |
| 1609 | OMP | TRGTOL 1                       |   | 2458  | 0.1  | 0.1  | 1.91   | 0.0  |
| 1639 | OMP | FTINV_CTL                      |   | 1111  | 1.5  | 0.5  | 3.20   | 0.1  |
| 1640 | OMP | FTDIR_CTL                      |   | 1378  | 0.7  | 0.2  | 3.38   | 0.0  |
| 1641 | OMP | FTINV_CTLAD                    |   | 930   | 1.4  | 0.4  | 3.59   | 0.0  |
| 1642 | OMP | FTDIR_CTLAD                    |   | 1320  | 0.8  | 0.3  | 3.00   | 0.1  |
| 1645 | OMP | LTDIR_CTL - DIRECT LEGENDRE    |   | 1378  | 1.7  | 0.7  | 2.33   | 0.3  |
| 1646 | OMP | LTDIR_CTLAD - ADJ. DIRECT LEGE |   | 1320  | 1.4  | 0.6  | 2.42   | 0.2  |
| 1647 | OMP | LTINV_CTL - INVERSE LEGENDRE   |   | 1078  | 1.8  | 0.7  | 2.67   | 0.2  |
| 1648 | OMP | LTINV_CTLAD - ADJ. INVERSE LEG |   | 930   | 1.9  | 0.8  | 2.45   | 0.3  |
| 1663 | OMP | DIST_GRID_CTL                  |   | 218   | 0.1  | 0.0  | 356.00 | -0.0 |
| 1704 | IO- | GRIBEX WRITE                   |   | 274   | 0.0  | 0.0  | 4.00   | 0.0  |
| 1706 | IO- | SUJBBAL                        |   | 2     | 0.0  | 0.0  | 12.00  | -0.0 |
| 1718 | IO- | PREGRBENC Modify GRIB headers  |   | 274   | 0.0  | 0.0  | 4.00   | 0.0  |
| 1752 | IO- | OPEN IN IOSTREAM               |   | 35    | 0.2  | 0.0  | 6.00   | -0.0 |
| 1753 | IO- | CLOSE IN IOSTREAM              |   | 33    | 0.0  | 0.0  | 8.00   | -0.0 |
| 1764 | IO- | WRITE IN IOSTREAM              |   | 290   | 0.0  | 0.0  | 4.00   | 0.0  |
| 1765 | IO- | READ IN IOSTREAM               |   | 0     | 1.0  | 0.3  | 3.79   | 0.0  |
| 1766 | IO- | RTSETUP I/O                    |   | 1     | 3.2  | 4.2  | 0.76   | 3.4  |
| 1791 | IO- | DB in READOBA                  |   | 3     | 2.4  | 7.8  | 0.30   | 7.2  |
| 1792 | IO- | DB in WRITEOBA                 |   | 3     | 2.1  | 1.6  | 1.31   | 1.1  |
| 1798 | IO- | SUJQDATA                       |   | 1     | 0.0  | 0.0  | 3.60   | 0.0  |
| 1805 | SER | TRGTOL init                    |   | 2489  | 0.2  | 0.6  | 0.31   | 0.6  |
| 1806 | SER | TRLTOG init                    |   | 2431  | 0.2  | 0.7  | 0.29   | 0.6  |
| 1811 | SER | SUPHEC                         |   | 1     | 0.1  | 0.1  | 1.00   | 0.1  |
| 1815 | SER | SLEXPOLAD array                |   | 1470  | 0.0  | 0.0  | 1.92   | 0.0  |
| 1818 | SER | SUECRAD                        |   | 5     | 1.6  | 1.5  | 1.07   | 1.1  |
| 1821 | SER | COMMJBBAL zbuf                 |   | 1     | 0.0  | 0.0  | 4.00   | 0.0  |
| 1822 | SER | COMMJBBAL array                |   | 1     | 0.0  | 0.0  | 0.00   | 0.0  |
| 1826 | SER | GATHERCOSTO array              |   | 17250 | 0.0  | 0.0  | 0.92   | 0.0  |
| 1832 | SER | CNT4AD OBSPREP                 |   | 720   | 0.0  | 0.0  | 4.00   | 0.0  |
| 1834 | SER | SLEXPOL1 doloop                |   | 2987  | 0.1  | 0.1  | 1.19   | 0.1  |
| 1846 | SER | SCATTER_CTLVEC pack            |   | 1     | 0.0  | 0.0  | 2.18   | 0.0  |
| 1847 | SER | MULTISCATTER_CTLVEC pack       |   | 1     | 0.1  | 0.1  | 2.30   | 0.0  |
| 1869 | SER | SLINTAD                        |   | 750   | 0.0  | 0.0  | 88.00  | -0.0 |
| 1874 | SER | SUJQCOR                        |   | 5     | 15.0 | 15.0 | 1.00   | 11.3 |
| 1876 | SER | BCASTCOV PACK/UNPACK           |   | 2     | 0.0  | 0.0  | 1.00   | 0.0  |

|      |     |                                |      |     |     |       |      |
|------|-----|--------------------------------|------|-----|-----|-------|------|
| 1878 | SER | IOSTREAM GRIBEX ENC            | 10   | 0.1 | 0.0 | 1.59  | 0.0  |
| 1879 | SER | IOSTREAM GRIBEX DEC            | 1725 | 0.1 | 0.0 | 4.00  | 0.0  |
| 1880 | SER | SUOBS STAGE 1                  | 1    | 0.8 | 0.7 | 1.23  | 0.5  |
| 1890 | SER | BRPTOB array1                  | 720  | 0.9 | 0.7 | 1.27  | 0.5  |
| 1898 | SER | DIGFILAD                       | 750  | 0.3 | 0.1 | 3.01  | 0.0  |
| 1904 | SER | UPDTIM setup                   | 1495 | 0.8 | 0.3 | 2.37  | 0.1  |
| 1931 | SER | COMMSPNORM DOLOOP              | 260  | 0.0 | 0.0 | 2.00  | 0.0  |
| 1934 | SER | SUOYOMA                        | 4    | 0.1 | 0.0 | 6.78  | -0.0 |
| 1962 | SER | DOT_PRODUCT_CTLVEC 1           | 1128 | 4.0 | 1.1 | 3.61  | 0.1  |
| 1999 | SER | PRTGOM array                   | 325  | 0.3 | 0.1 | 3.29  | 0.0  |
| 2503 | GB2 | GBAR IN TRMTOL                 | 2431 | 1.5 | 1.5 | 0.98  | 1.1  |
| 2504 | GB2 | GBAR IN TRLTG                  | 2431 | 1.8 | 1.8 | 1.04  | 1.3  |
| 2506 | GB2 | GBAR IN SUJBWAVALL             | 255  | 0.0 | 0.3 | 0.00  | 0.3  |
| 2507 | GB2 | GBAR IN SUJBWAVALL MAT         | 85   | 2.7 | 2.5 | 1.07  | 1.8  |
| 2508 | GB2 | GBAR IN IOSTREAM READ RECORD   | 5    | 0.1 | 0.1 | 0.68  | 0.1  |
| 2510 | GB2 | GBAR IN DIST_SPEC_CONTROL      | 109  | 0.0 | 0.0 | 1.28  | 0.0  |
| 2511 | GB2 | GBAR IN DIST_GRID_CTL          | 109  | 0.2 | 0.3 | 0.60  | 0.3  |
| 2513 | GB2 | GBAR IN TRGTOL                 | 2489 | 1.7 | 2.0 | 0.82  | 1.6  |
| 2514 | GB2 | GBAR IN TRLTOM                 | 2308 | 1.5 | 1.7 | 0.87  | 1.3  |
| 2517 | GB2 | GBAR IN GATHERBDY              | 456  | 0.1 | 0.2 | 0.44  | 0.2  |
| 2519 | GB2 | GBAR IN MULTISCATTER_CTLVEC    | 1    | 0.0 | 0.0 | 18.40 | -0.0 |
| 2520 | GB2 | GBAR IN GATH_GRID_CTL          | 80   | 0.1 | 0.2 | 0.50  | 0.2  |
| 2522 | GB2 | GBAR IN DOT_PRODUCT_CTLVEC     | 1217 | 0.0 | 0.0 | 0.17  | 0.0  |
| 2523 | GB2 | GBAR IN SCATTER_CTLVEC         | 1    | 0.3 | 0.7 | 0.47  | 0.6  |
| 2524 | GB2 | GBAR IN COMMSPNORM             | 260  | 0.1 | 0.2 | 0.81  | 0.1  |
| 2525 | GB2 | GBAR IN SLCOMM2 PART1          | 1544 | 0.1 | 0.4 | 0.28  | 0.4  |
| 2526 | GB2 | GBAR IN SLCOMM2 PART2          | 1544 | 1.1 | 3.0 | 0.37  | 2.7  |
| 2527 | GB2 | GBAR IN SLCOMM                 | 26   | 0.1 | 0.3 | 0.42  | 0.3  |
| 2528 | GB2 | GBAR IN SLCOMM1                | 73   | 0.1 | 0.3 | 0.46  | 0.2  |
| 2529 | GB2 | GBAR IN SLCOMM2A               | 2185 | 0.2 | 0.5 | 0.42  | 0.4  |
| 2530 | GB2 | GBAR IN SLCOMM2A PART2         | 2185 | 1.7 | 2.9 | 0.57  | 2.5  |
| 2531 | GB2 | GBAR IN TRMTOS                 | 3048 | 1.0 | 1.0 | 1.01  | 0.8  |
| 2532 | GB2 | GBAR IN TRSTOM                 | 3048 | 1.0 | 1.0 | 0.96  | 0.8  |
| 2535 | GB2 | GBAR IN MPOBSEQ                | 31   | 0.3 | 0.2 | 2.11  | 0.1  |
| 2538 | GB2 | GBAR IN MPOBSEQAD              | 30   | 0.7 | 0.6 | 1.12  | 0.4  |
| 2539 | GB2 | GBAR IN BRPTOB                 | 720  | 1.0 | 0.7 | 1.40  | 0.5  |
| 2541 | GB2 | GBAR IN GATHERCOSTO            | 30   | 0.5 | 1.4 | 0.32  | 1.3  |
| 2544 | GB2 | GBAR IN IOSTREAM WRITE_RECORD  | 290  | 0.4 | 0.4 | 0.99  | 0.3  |
| 501  | MPL | SLCOMM2_COMMS PART1            | 1544 | 0.2 | 0.1 | 1.38  | 0.1  |
| 502  | MPL | SLCOMM2A_COMMS PART1           | 2185 | 0.3 | 0.2 | 1.20  | 0.1  |
| 507  | MPL | TRSTOM_COMMS                   | 3048 | 3.3 | 1.7 | 1.93  | 0.9  |
| 508  | MPL | TRMTOS_COMMS                   | 3048 | 3.2 | 1.7 | 1.87  | 0.9  |
| 509  | MPL | SLCOMM1_COMMS                  | 99   | 0.9 | 0.7 | 1.22  | 0.5  |
| 511  | MPL | SLCOMM2_COMMS PART2            | 1544 | 2.3 | 1.4 | 1.63  | 0.8  |
| 512  | MPL | SLCOMM2A_COMMS PART2           | 2185 | 6.1 | 3.7 | 1.64  | 2.2  |
| 513  | MPL | MPOBSEQ_COMMS                  | 31   | 2.4 | 0.9 | 2.49  | 0.4  |
| 514  | MPL | MPOBSEQAD_COMMS                | 30   | 2.3 | 1.3 | 1.82  | 0.7  |
| 518  | MPL | CVARBCINAD                     | 30   | 0.1 | 0.1 | 0.98  | 0.1  |
| 524  | MPL | SCATTER_CTLVEC                 | 1    | 1.1 | 0.9 | 1.26  | 0.6  |
| 525  | MPL | MULTISCATTER_CTLVEC            | 1    | 1.7 | 1.8 | 0.95  | 1.4  |
| 602  | MPL | BRPTOB                         | 1440 | 4.7 | 2.7 | 1.77  | 1.5  |
| 607  | MPL | COMMSPNORM GATH                | 260  | 0.0 | 0.2 | 0.20  | 0.2  |
| 609  | MPL | GATHERBDY GATH                 | 456  | 0.7 | 0.7 | 1.07  | 0.5  |
| 610  | MPL | GATHERCOSTO                    | 30   | 0.0 | 0.5 | 0.10  | 0.5  |
| 626  | MPL | BROADCAST GETMINI              | 1    | 0.1 | 0.1 | 1.10  | 0.1  |
| 635  | MPL | SUJBWAVELET                    | 106  | 0.0 | 0.1 | 0.00  | 0.1  |
| 636  | MPL | SUJBWAVALL MATRICES            | 8    | 4.1 | 4.3 | 0.96  | 3.2  |
| 637  | MPL | BROADCAST SUJBAL               | 1    | 0.0 | 0.1 | 0.28  | 0.1  |
| 640  | MPL | SUJBWAVALL INDXL2G             | 85   | 0.1 | 0.5 | 0.19  | 0.5  |
| 649  | MPL | IOSTREAM WRITE RECORD          | 290  | 0.0 | 0.0 | 4.00  | 0.0  |
| 650  | MPL | IOSTREAM READ_RECORD           | 5    | 0.1 | 0.0 | 3.16  | 0.0  |
| 657  | MPL | ALLGATHERV IN DOT_PRODUCT_CTLV | 1217 | 0.2 | 0.2 | 1.00  | 0.2  |
| 664  | MPL | BROADCAST IN COMMJBAL          | 1    | 0.1 | 0.1 | 1.00  | 0.1  |
| 665  | MPL | BROADCAST IN COMMFCE2          | 1    | 0.2 | 0.2 | 0.87  | 0.1  |
| 666  | MPL | SEND and REC IN GATHERGOM      | 2875 | 0.1 | 0.3 | 0.33  | 0.3  |
| 667  | MPL | BROADCAST IN SUECRAD           | 1    | 0.6 | 1.6 | 0.35  | 1.5  |
| 691  | MPL | MKGLOBSTAB                     | 2    | 0.1 | 0.1 | 0.73  | 0.1  |

|     |     |                   |       |                        |      |      |      |      |     |
|-----|-----|-------------------|-------|------------------------|------|------|------|------|-----|
| 705 | GBR | GBAR              | IN    | MULTISCATTER_CTLVEC    | 1    | 0.7  | 1.2  | 0.53 | 1.1 |
| 707 | GBR | GBAR              | IN    | IOSTREAM_MIX:IO_INQUIR | 3    | 0.3  | 0.3  | 0.99 | 0.2 |
| 714 | GBR | GBAR              | IN    | SCATTER_CTLVEC         | 1    | 3.7  | 4.4  | 0.84 | 3.5 |
| 725 | GBR | GBAR              | IN    | EVCOST                 | 30   | 0.3  | 1.3  | 0.23 | 1.2 |
| 727 | GBR | GBAR              | IN    | IOSTREAM_MIX:GRID_IN   | 781  | 0.3  | 0.3  | 0.99 | 0.2 |
| 729 | GBR | GBAR              | IN    | IOSTREAM_MIX:IOSTREAM_ | 1    | 0.0  | 0.1  | 0.00 | 0.1 |
| 730 | GBR | BARRIER           | IN    | EC_PHYS                | 25   | 0.3  | 0.3  | 1.30 | 0.2 |
| 731 | GBR | BARRIER           | IN    | EC_PHYS_TL             | 720  | 8.6  | 4.9  | 1.74 | 2.8 |
| 732 | GBR | BARRIER           | IN    | EC_PHYS_AD             | 720  | 19.1 | 13.1 | 1.45 | 8.3 |
| 738 | GBR | GBAR              | IN    | IOSTREAM_WRITE_RECORD  | 290  | 0.6  | 0.6  | 0.97 | 0.5 |
| 739 | GBR | GBAR              | IN    | IOSTREAM_READ_RECORD   | 5    | 0.2  | 0.1  | 1.20 | 0.1 |
| 745 | GBR | GBAR              | IN    | IOSTREAM_CLOSE         | 8    | 3.4  | 4.3  | 0.78 | 3.5 |
| 746 | GBR | GBAR              | IN    | DOT_PRODUCT_CTLVEC     | 1217 | 4.1  | 2.2  | 1.87 | 1.1 |
| 747 | GBR | GBAR              | IN    | DOT_PRODUCT_CTLVEC     | 30   | 0.0  | 0.1  | 0.00 | 0.1 |
| 748 | GBR | GBAR              | IN    | SLCOMM2_PART2          | 1544 | 1.2  | 1.4  | 0.83 | 1.1 |
| 749 | GBR | GBAR              | IN    | SLCOMM2A_PART2         | 2185 | 2.2  | 2.7  | 0.79 | 2.2 |
| 755 | GBR | GBAR              | IN    | TASKOBTL               | 30   | 5.9  | 1.9  | 3.04 | 0.5 |
| 756 | GBR | GBAR              | IN    | TASKOBAD               | 30   | 8.1  | 2.6  | 3.12 | 0.6 |
| 757 | GBR | GBAR              | IN    | SLCOMM1                | 73   | 0.3  | 0.3  | 1.10 | 0.2 |
| 758 | GBR | GBAR              | IN    | SLCOMM2A               | 2185 | 3.8  | 3.0  | 1.27 | 2.0 |
| 759 | GBR | GBAR              | IN    | SLCOMM2_PART1          | 1544 | 4.7  | 5.0  | 0.95 | 3.8 |
| 760 | GBR | GBAR              | IN    | SLCOMM                 | 26   | 0.4  | 0.2  | 1.99 | 0.1 |
| 761 | GBR | GBAR              | IN    | TRGTOL                 | 2489 | 9.4  | 7.1  | 1.32 | 4.8 |
| 762 | GBR | GBAR              | IN    | TRLTOG                 | 2431 | 1.5  | 2.3  | 0.65 | 2.0 |
| 763 | GBR | GBAR              | IN    | TRLTOM                 | 2308 | 1.7  | 2.4  | 0.72 | 2.0 |
| 764 | GBR | GBAR              | IN    | TRMTOL                 | 2431 | 2.4  | 3.0  | 0.82 | 2.4 |
| 765 | GBR | GBAR              | IN    | TRMTOS                 | 3048 | 2.0  | 3.8  | 0.52 | 3.3 |
| 766 | GBR | GBAR              | IN    | TRSTOM                 | 3048 | 3.6  | 5.0  | 0.72 | 4.1 |
| 767 | GBR | GBAR              | IN    | MPOBSEQ                | 31   | 0.1  | 0.1  | 1.40 | 0.1 |
| 768 | GBR | GBAR              | IN    | MPOBSEQAD              | 30   | 0.2  | 0.1  | 1.80 | 0.1 |
| 771 | GBR | GBAR              | IN    | GATHERBDY              | 456  | 0.0  | 0.1  | 0.00 | 0.1 |
| 772 | GBR | GBAR              | IN    | GATHERGOM              | 5    | 0.3  | 0.1  | 3.34 | 0.0 |
| 773 | GBR | GBAR              | IN    | COMMSPNORM             | 260  | 0.6  | 0.5  | 1.21 | 0.4 |
| 775 | GBR | GBAR              | IN    | COMMJBAL               | 1    | 0.4  | 0.2  | 2.21 | 0.1 |
| 780 | GBR | GBAR              | IN    | BRPTOB                 | 720  | 0.7  | 0.6  | 1.04 | 0.5 |
| 781 | GBR | GBAR              | IN    | DOT_PRODUCT_CTLVEC     | 30   | 0.5  | 0.2  | 2.34 | 0.1 |
| 783 | BAR | BARRIER           | IN    | SUTRLE                 | 9    | 0.2  | 0.2  | 0.79 | 0.2 |
| 786 | BAR | BARRIER           | IN    | DIST_GRID_CTL          | 109  | 0.0  | 0.1  | 0.00 | 0.1 |
| 789 | GBR | GBAR              | IN    | GATH_GRID_CTL          | 80   | 0.2  | 0.1  | 1.99 | 0.1 |
| 790 | GBR | GBAR              | IN    | DIST_SPEC_CONTROL      | 109  | 1.0  | 1.0  | 0.99 | 0.8 |
| 791 | GBR | GBAR              | IN    | DIST_GRID_CTL          | 109  | 2.1  | 2.3  | 0.93 | 1.7 |
| 795 | GBR | BARRIER           | IN    | SUSTAONL               | 10   | 0.0  | 0.7  | 0.00 | 0.7 |
| 803 | MPL | TRGTOL            | COMMS |                        | 2489 | 7.0  | 2.8  | 2.45 | 1.1 |
| 805 | MPL | TRLTOG            | COMMS |                        | 2431 | 7.4  | 2.9  | 2.55 | 1.0 |
| 806 | MPL | TRLTOM            | COMMS |                        | 2308 | 5.6  | 2.3  | 2.46 | 0.9 |
| 807 | MPL | TRMTOL            | COMMS |                        | 2431 | 6.0  | 2.4  | 2.53 | 0.9 |
| 809 | MPL | GATH_GRID_CTL     | COMMS |                        | 80   | 0.0  | 0.0  | 1.33 | 0.0 |
| 811 | MPL | DIST_GRID_CTL     | COMMS |                        | 109  | 0.4  | 0.6  | 0.63 | 0.5 |
| 812 | MPL | DIST_SPEC_CONTROL | COMMS |                        | 109  | 0.1  | 0.0  | 2.09 | 0.0 |
| 815 | MPL | GPNNORM_TRANS     |       |                        | 181  | 0.0  | 0.0  | 0.00 | 0.0 |
| 920 | MPL | BCAST             | IN    | BCASTCOV               | 1    | 0.2  | 0.2  | 0.99 | 0.2 |
| 921 | GBR | GBAR              | IN    | BCASTCOV               | 1    | 1.0  | 1.1  | 0.90 | 0.8 |

## Sums in categories for job 1

|               |       |                     |      |
|---------------|-------|---------------------|------|
| Sum for BAR = | 0.2   | as percent of total | 0.0  |
| Sum for GB2 = | 18.4  | as percent of total | 2.2  |
| Sum for GBR = | 95.9  | as percent of total | 11.3 |
| Sum for IO- = | 8.8   | as percent of total | 1.0  |
| Sum for MPL = | 61.7  | as percent of total | 7.3  |
| Sum for OMP = | 633.6 | as percent of total | 75.0 |
| Sum for RES = | 29.2  | as percent of total | 3.5  |
| Sum for SER = | 24.9  | as percent of total | 3.0  |

## Sums in categories for job 2

|               |       |                     |      |
|---------------|-------|---------------------|------|
| Sum for BAR = | 0.3   | as percent of total | 0.1  |
| Sum for GB2 = | 24.4  | as percent of total | 6.8  |
| Sum for GBR = | 81.3  | as percent of total | 22.7 |
| Sum for IO- = | 13.9  | as percent of total | 3.9  |
| Sum for MPL = | 37.6  | as percent of total | 10.5 |
| Sum for OMP = | 179.3 | as percent of total | 50.1 |
| Sum for RES = | 17.2  | as percent of total | 4.8  |
| Sum for SER = | 21.3  | as percent of total | 5.9  |

Total time lost=157.010590277782 s out of 654.530729166665 s hoped gain

|                      |      |                |       |                 |     |
|----------------------|------|----------------|-------|-----------------|-----|
| Total lost for BAR = | 0.3  | 223.5 % out of | 0.1   | 0.2 %, speedup  | 0.5 |
| Total lost for GB2 = | 19.8 | 143.8 % out of | 13.8  | 12.6 %, speedup | 0.8 |
| Total lost for GBR = | 57.3 | 79.7 % out of  | 71.9  | 36.5 %, speedup | 1.2 |
| Total lost for IO- = | 11.7 | 176.4 % out of | 6.6   | 7.4 %, speedup  | 0.6 |
| Total lost for MPL = | 22.2 | 47.9 % out of  | 46.3  | 14.1 %, speedup | 1.6 |
| Total lost for OMP = | 20.9 | 4.4 % out of   | 475.2 | 13.3 %, speedup | 3.5 |
| Total lost for RES = | 9.9  | 45.1 % out of  | 21.9  | 6.3 %, speedup  | 1.7 |
| Total lost for SER = | 15.0 | 80.3 % out of  | 18.7  | 9.6 %, speedup  | 1.2 |

## References

- P. Courtier, J.-N. Thepaut and A. Hollingsworth, 1994. A strategy for operational implementation of 4D-Var, using an incremental approach. *Q.J.R. Meteorol. Soc.*, **120**, 1367-1388.
- Hamrud, M. Parallel aspects of ECMWF's Integrated Forecasting System (IFS) with special emphasis on data assimilation. In: *Towards Teracomputing, Proceedings of the eighth ECMWF workshop on the use of parallel processors in meteorology*, W. Zwiefelhofer and N. Kreitz eds, World Scientific, 1998, 61-66.
- Isaksen, L. and S.R.M. Barros. IFS 4D-Variational Analysis - Overview and Parallel Strategy. In: *Coming of Age, Proceedings of the sixth ECMWF workshop on the use of parallel processors in meteorology*, G.-R. Hoffmann and N. Kreitz eds, World Scientific, 1994, 337-251.
- Isaksen, L. and M.Hamrud. ECMWF operational forecasting on a distributed memory platform: Analysis. In: *Making its mark, Proceedings of the seventh ECMWF workshop on the use of parallel processors in meteorology*, G.-R. Hoffmann and N. Kreitz eds, World Scientific, 1996, 22-35.
- Mozdzynski, G. A new partitioning approach for ECMWF's Integrated Forecasting System (IFS). In: *Proceedings of the twelfth ECMWF workshop on the use of parallel processors in meteorology*, G.Mozdzynski ed, World Scientific, 2006, 148-166.
- Rabier,F., H. Jarvinen, E. Klinker, J.-F. Mahfouf and A. Simmons, 2000. The ECMWF operational implementation of four-dimensional variational assimilation. Part I: Experimental results with simplified physics. *Q.J.R. Meteorol. Soc.*, **126**, 1143-1170.
- Saarinen, S. , D. Vasiljevic, H. Jarvinen. Parallelization of observation processing.. In: *Making its mark. Proceedings of the seventh ECMWF workshop on the use of parallel processors in meteorology*, G.-R. Hoffmann and N. Kreitz eds, World Scientific, 1996, 52-67.
- Saarinen, S. A distributed database for observation handling. In: *Towards Teracomputing, Proceedings of the eighth ECMWF workshop on the use of parallel processors in meteorology*, W. Zwiefelhofer and N. Kreitz eds, World Scientific, 1998, 61-66.